

EMERGENCY PROCEDURES

*If you are outdoors and hear a siren, go indoors...
...If you are indoors and hear a siren, go outdoors*

TORNADO

SEEK SHELTER

Move to an interior room on the lowest level

Stay away from windows and exterior doors

Listen to weather radio for updates

Stay away from hazardous materials



FIRE


EVACUATE

Pull the fire alarm

CALL 911
Leave the building, **CLOSE DOORS** behind you

If unable to exit the building go to the nearest stairwell or place of refuge, don't use elevators

Assemble in designated area



ACTIVE ATTACKER

RUN-HIDE-FIGHT

CALL 911

Leave the building
If evacuation is not possible, hide in a concealed place

Lock and barricade door, turn off the lights

Wait for law enforcement

As a LAST resort, overpower the attacker



MEDICAL EMERGENCY


STAY CLEAR

CALL 911

Provide the location, nature of injury or illness, current condition of the victim and other requested information

Do not move the victim unless in immediate danger

If trained—administer first aid, CPR/AED



PURDUE FORT WAYNE

EMERGENCY: Police/Fire/EMS

911

NON-EMERGENCY:

PFW PD	260-481-6827
FACILITIES	260-481-6832
EHS	260-481-4193

INFORMATION:
pfw.edu/safety-security


UTILITY FAILURE

IDENTIFY LOCATION

Call Facility Management or University Police to report issues

Be prepared to provide failure type and location

University officials may evacuate a building due to utility failures



SUSPICIOUS ACTIVITY

SEE SOMETHING, SAY SOMETHING


Object is out of the ordinary

Person is behaving strangely

Gut feeling that something is wrong

If you see something suspicious, do something

CALL 911




HAZARDOUS MATERIALS

STAY BACK

If life-threatening, pull the fire alarm, evacuate and CALL 911

If non-life-threatening, call 911 and provide information on type of incident and location

If you come into contact with a hazardous material, decontaminate and CALL 911




BOMB THREAT

REMAIN CALM

Get as much information as possible from the caller—location of device, what it looks like, what will cause it to explode

Note background sounds, gender of caller, and any notable characteristics of the caller's voice

CALL 911



EXPLOSION


LEAVE OR TAKE COVER

Evacuate the building and leave the area

Call 911

Take cover under a table or desk if you can't evacuate

Assist the injured



EARTHQUAKE

ACT, DON'T REACT


Seek shelter under a desk, table, or under a doorway frame and hold on

Stay away from windows, shelves, and heavy equipment

Evacuate the building if an alarm sounds or if told to do so by emergency personnel

Move away from building, utility poles, overhead wires, and other structures. Avoid downed power or utility lines, as they may be energized.

Do not call 911 unless you require immediate emergency assistance.



PSYCHOLOGICAL INCIDENT

BE AWARE

If an individual:

- appears to be a danger to themselves or others*
- threatens suicide*
- threatens to hurt others or displays irrational behavior*

and/or the situation appears violent or life-threatening, CALL 911



During an emergency, always CALL 911 first!